



GCMS MIDDLE SCHOOL

316 E 19TH ST GIBSON CITY, IL 60936 2008 (217) 784-8731

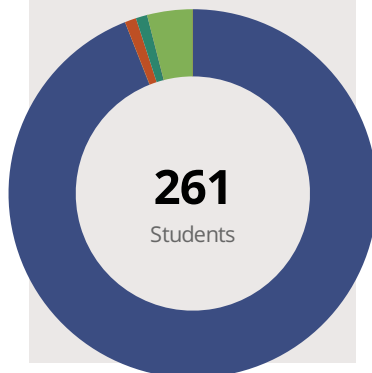
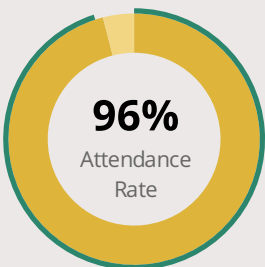
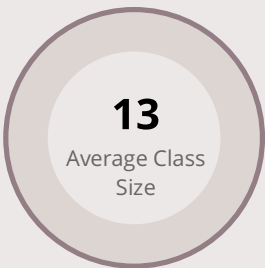
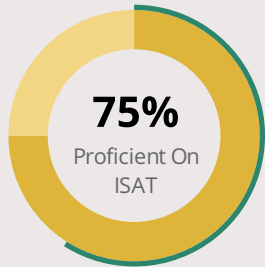
Grades: 6-8

District: GIBSON CITY-MELVIN-SIBLEY CUSD 5

Principal: Mr.Jeremy Darnell

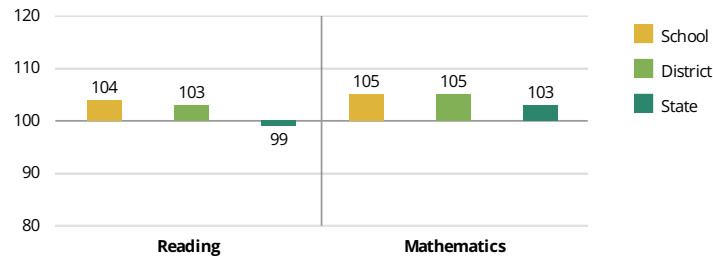
Superintendent: Mr.Anthony Galindo

FAST FACTS



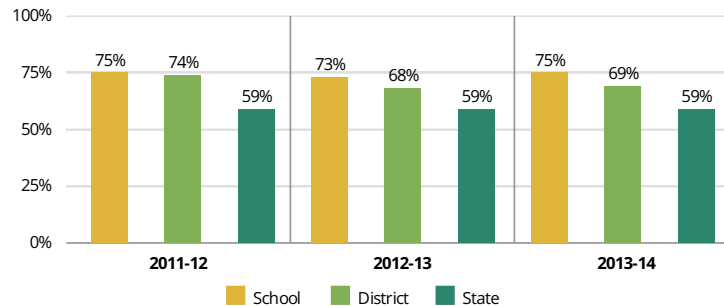
Academic Growth

To measure the amount of academic growth a school's students demonstrate, Illinois compares students' performance on the ISAT from one year to the next. Scores over 100 indicate that students are improving relative to their grade level, for example by moving from Below Standards to Meets Standards.



Academic Success

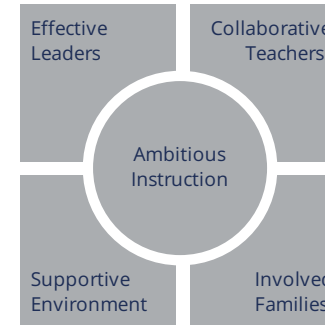
The percentage of students who meet or exceed standards on the Illinois Standards Achievement Test (ISAT).



Student Characteristics

White	94%	Low Income	39%
Black	0%	English Learners	0%
Hispanic	1%	With Disabilities	11%
Asian	1%	Homeless	0%
American Indian	0%		
Multiracial	4%		
Pacific Islander	0%		

School Environment



The **5Essentials Survey** allows students in grades 6-12 and all teachers to share their perspectives on essential conditions for learning. The anonymous survey consists of 5 components.

- Most implementation
- More implementation
- Average implementation
- Less implementation
- Least implementation
- Not Applicable/Low Response

Response Rates

Students	-
Teachers	-

Effective Leaders

Do principals and teachers implement a shared vision for success?

Collaborative Teachers

Do teachers collaborate to promote professional growth?

Ambitious Instruction

Are the classes challenging and engaging?

Supportive Environment

Is the school safe, demanding, and supportive?

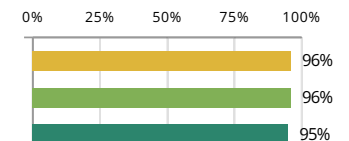
Involved Families

Does the entire staff build strong external relationships?

Student Attendance and Mobility

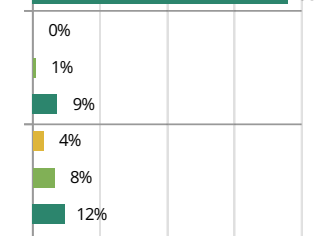
Attendance Rate

Rate at which students are present, not including excused or unexcused absences



Chronic Truancy Rate

Percentage of students who have been absent without valid reasons for 5% or more of regular school days



Student Mobility

Percentage of students who transfer in or out of the school during the school year, not including graduates

School District State



GCMS MIDDLE SCHOOL

School Highlights

Academic Courses

GCMS Middle School Offers a core curriculum complimented by a selection of mini (9 week) courses and elective courses meant to support all types of interest and learners.

Physical Education, Heath and Wellness

GCMS Middle School exposes students to health classes in both 6th and 7th grade. The P.E. classes emphasize a healthy lifestyle and include at least two fitness day activities per week.

Other Programs and Activities

Media Club, Student Council, Newspaper, Choir, Band, Scholastic Bowl, FCA, Meals on Wheels, and other philanthropic opportunities abound for the students at GCMS.

School Awards

Academic Excellence Award 2010, 2011, 2012, Illinois Horizon School to Watch 2007, 2010, 2013

Career Development Courses and Programs

The Middle School concept is prevalent at GCMS. We strongly encourage exposure to many opportunities while the students are here. Academics, athletics, clubs, and organizations offer something for everyone.

Athletics

Competition and opportunity. Our athletic programs offer exposure to competition, life skills, and fundamentals. Athletics are an important aspect of a students school experience and GCMS has a nice range of opportunity for both skill levels and interest types.

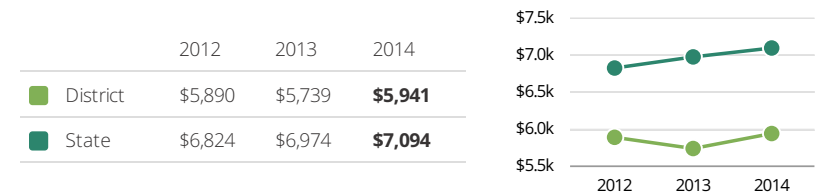
School Personnel Resources

Paraprofessional, Reading Teacher, School Guidance Counselor, Special Education Teacher, Technology Specialist

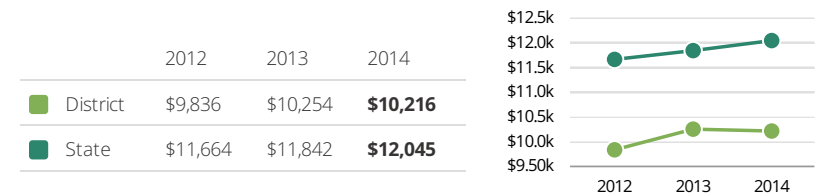
Facilities

District Finance

Instructional Spending per Pupil includes only the activities directly dealing with the teaching of students or the interaction between teachers and students.



Operational Spending per Pupil includes all costs for overall operations in this school's district, including Instructional Spending, but excluding summer school, adult education, capital expenditures, and long-term debt payments.



Educator Measures

In the last six years, **2 principals** have led this school. In the last three years, an average of **91% of teachers** return to this school from one year to the next.

Measures of teacher attendance and proficiency will be added to this report in 2015.

FOR MORE INFORMATION

Visit IllinoisReportCard.com to see additional details about each item of information for this school. There you will find charts spanning multiple years, detailed explanations, resources, more of the school's programs and activities, and powerful tools that let you dig deeper into data.

Most of this data has been collected by ISBE from school districts through data systems. Some information, such as the School Highlights, is entered directly by principals and can be updated throughout the year.