



# GCMS HIGH SCHOOL

815 N CHURCH ST GIBSON CITY, IL 60936 1074 (217) 784-4292

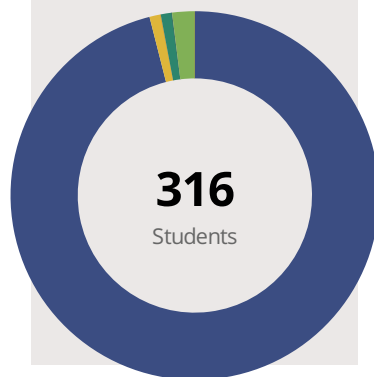
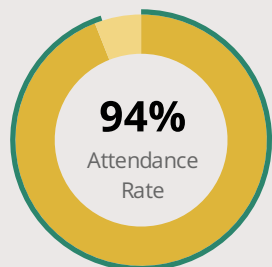
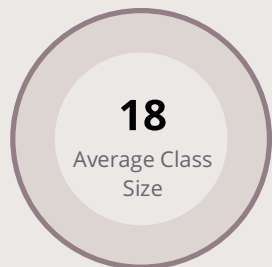
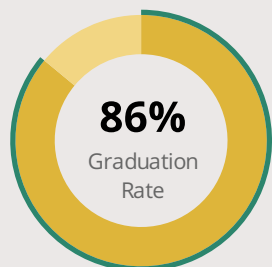
Grades: 9-12

District: GIBSON CITY-MELVIN-SIBLEY CUSD 5

Principal: Mr.Christopher Garard

Superintendent: Mr.Anthony Galindo

## FAST FACTS



## College Readiness


### Graduation Rate

Percentage of students who graduate within 4 years



### Post-Secondary Enrollment

Percentage of students who enroll at colleges and universities



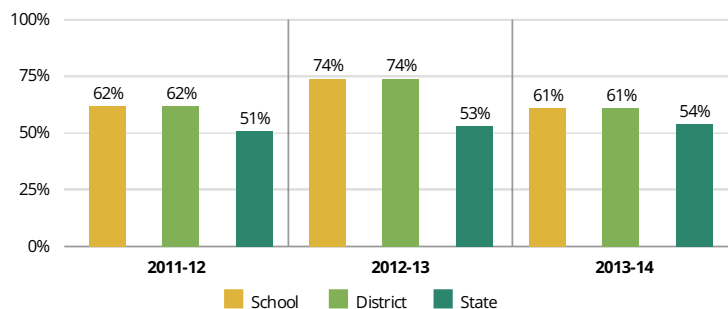
### Ready for College Coursework

Percentage of students who meet or exceed ACT college readiness benchmarks



## Academic Success

The percentage of students who meet or exceed standards on the Prairie State Achievement Exam (PSAE).



## Student Characteristics

White	97%	Low Income	32%
Black	1%	English Learners	0%
Hispanic	0%	With Disabilities	11%
Asian	1%	Homeless	0%
American Indian	0%		
Multiracial	2%		
Pacific Islander	0%		

## School Environment



The **5Essentials Survey** allows students in grades 6-12 and all teachers to share their perspectives on essential conditions for learning. The anonymous survey consists of 5 components.

- Most implementation
- More implementation
- Average implementation
- Less implementation
- Least implementation
- Not Applicable/Low Response

### Response Rates

Students	-
Teachers	-

### Effective Leaders

Do principals and teachers implement a shared vision for success?

### Collaborative Teachers

Do teachers collaborate to promote professional growth?

### Ambitious Instruction

Are the classes challenging and engaging?

### Supportive Environment

Is the school safe, demanding, and supportive?

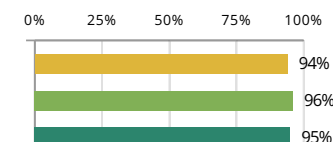
### Involved Families

Does the entire staff build strong external relationships?

## Student Attendance and Mobility

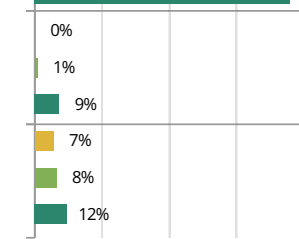
### Attendance Rate

Rate at which students are present, not including excused or unexcused absences



### Chronic Truancy Rate

Percentage of students who have been absent without valid reasons for 5% or more of regular school days



### Student Mobility

Percentage of students who transfer in or out of the school during the school year, not including graduates





# GCMS HIGH SCHOOL

## School Highlights

### Academic Courses

8th Grade Algebra, ACT/SAT Prep Courses, AP Calculus AB, AP English Literature and Composition, AP English Literature and Composition, AP United States History, Career Academies, College Exploration, Orientation to Health Occupations, Peer Mentors, Spanish I, Spanish I-II, Spanish I-III, Spanish I-IV

### Physical Education, Heath and Wellness

Health Education Courses, Weight Lifting/Toning

### Other Programs and Activities

8-9th Grade Transition Workshops, Art Club, Drama/Theatre, FFA, Interact, Language Clubs, Marching Band, Mentoring Program, National Honor Society, Newspaper, Project Ignition, Red Army, Scholastic Bowl, Student Council/Government, Tutoring Program, Yearbook Club

### School Awards

US News and World Report "Bronze Medal Award"

### Career Development Courses and Programs

Accounting I, Agricultural Business Management, Agricultural Machinery Service, Agricultural Mechanics and Technology, Architectural Drafting I, Automotive Technician I, Automotive Technician II, Basic Agricultural Science, Basic Horticultural Science, Biological Science Applications in Agriculture - Plants, Business and Technology Concepts, Carpentry I, Child Development and Parenting, Communication Technology, Computer Maintenance I, Computer Maintenance II, Computer Operations and Programm...

### Athletics

Boy's Baseball, Boy's Basketball, Boy's Football, Boy's Golf, Boy's Soccer, Boy's Track & Field, Boy's Wrestling, Girl's Basketball, Girl's Golf, Girl's Soccer, Girl's Softball, Girl's Tennis, Girl's Track & Field, Girl's Volleyball

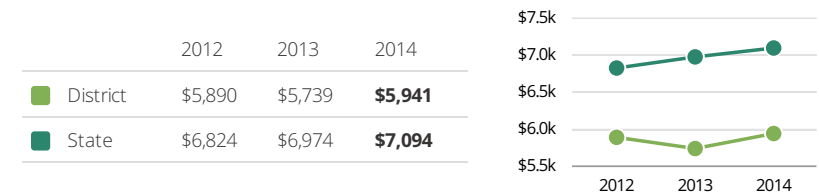
### School Personnel Resources

Librarian/Media Specialist, Paraprofessional, School Guidance Counselor, Special Education Teacher

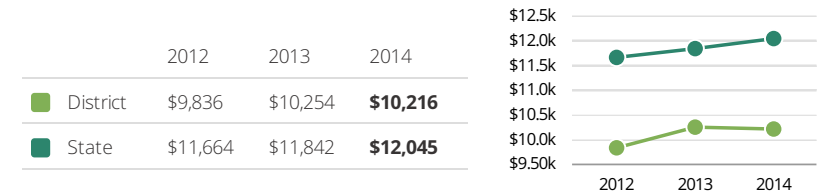
### Facilities

## District Finance

**Instructional Spending per Pupil** includes only the activities directly dealing with the teaching of students or the interaction between teachers and students.



**Operational Spending per Pupil** includes all costs for overall operations in this school's district, including Instructional Spending, but excluding summer school, adult education, capital expenditures, and long-term debt payments.



## Educator Measures

In the last six years, **2 principals** have led this school. In the last three years, an average of **84% of teachers** return to this school from one year to the next.

Measures of teacher attendance and proficiency will be added to this report in 2015.

## FOR MORE INFORMATION

Visit [IllinoisReportCard.com](http://IllinoisReportCard.com) to see additional details about each item of information for this school. There you will find charts spanning multiple years, detailed explanations, resources, more of the school's programs and activities, and powerful tools that let you dig deeper into data.

Most of this data has been collected by ISBE from school districts through data systems. Some information, such as the School Highlights, is entered directly by principals and can be updated throughout the year.