



GCMS ELEMENTARY SCHOOL

902 N CHURCH ST GIBSON CITY, IL 60936 1075 (217) 784-4278

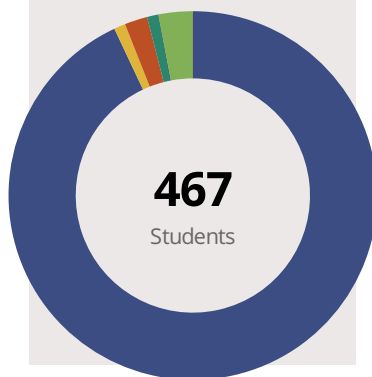
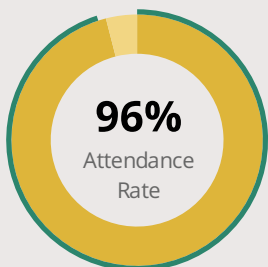
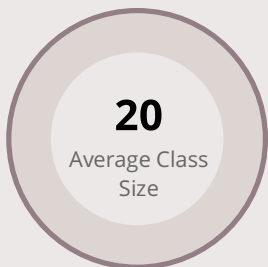
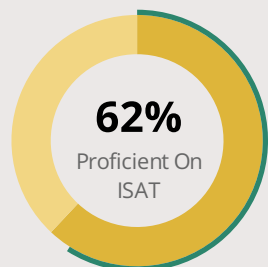
Grades: P-5

District: GIBSON CITY-MELVIN-SIBLEY CUSD 5

Principal: Mr. Justin Kean

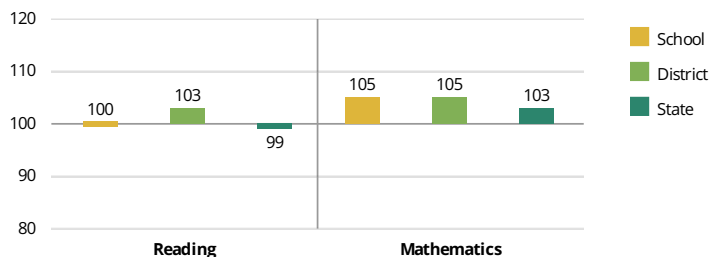
Superintendent: Mr. Anthony Galindo

FAST FACTS



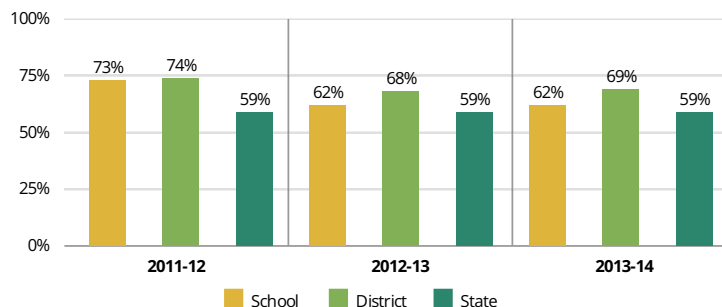
Academic Growth

To measure the amount of academic growth a school's students demonstrate, Illinois compares students' performance on the ISAT from one year to the next. Scores over 100 indicate that students are improving relative to their grade level, for example by moving from Below Standards to Meets Standards.



Academic Success

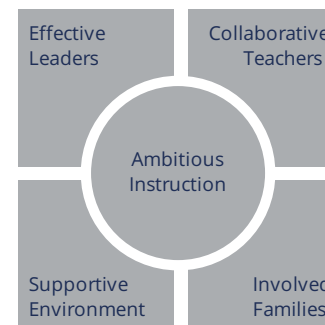
The percentage of students who meet or exceed standards on the Illinois Standards Achievement Test (ISAT).



Student Characteristics

White	93%	Low Income	45%
Black	1%	English Learners	0%
Hispanic	2%	With Disabilities	13%
Asian	1%	Homeless	0%
American Indian	0%		
Multiracial	3%		
Pacific Islander	0%		

School Environment



The **5Essentials Survey** allows students in grades 6-12 and all teachers to share their perspectives on essential conditions for learning. The anonymous survey consists of 5 components.

Most implementation
 More implementation
 Average implementation
 Less implementation
 Least implementation
 Not Applicable/Low Response

Response Rates

Students	-
Teachers	-

Effective Leaders

Do principals and teachers implement a shared vision for success?

Collaborative Teachers

Do teachers collaborate to promote professional growth?

Ambitious Instruction

Are the classes challenging and engaging?

Supportive Environment

Is the school safe, demanding, and supportive?

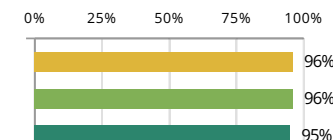
Involved Families

Does the entire staff build strong external relationships?

Student Attendance and Mobility

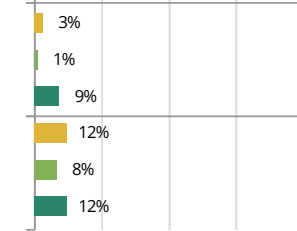
Attendance Rate

Rate at which students are present, not including excused or unexcused absences



Chronic Truancy Rate

Percentage of students who have been absent without valid reasons for 5% or more of regular school days



Student Mobility

Percentage of students who transfer in or out of the school during the school year, not including graduates





GCMS ELEMENTARY SCHOOL

School Highlights

Academic Courses

Our reading structure utilizes The Daily 5. Music, Art, Library and Computer class are all offered weekly and PE is offered daily. In 5th grade, band is offered as an elective. Daily sessions of RtI (30 min) are offered to meet the needs of our students.

Physical Education, Heath and Wellness

Students at GCMS Elementary have PE everyday. Our gym includes a horizontal climbing wall.

Other Programs and Activities

Family Nights, Mentoring Program, PTA, Tutoring Program, CAPS, BUG (character education)

School Awards

We routinely rank as one of the top area schools on state tests.

Career Development Courses and Programs

Athletics

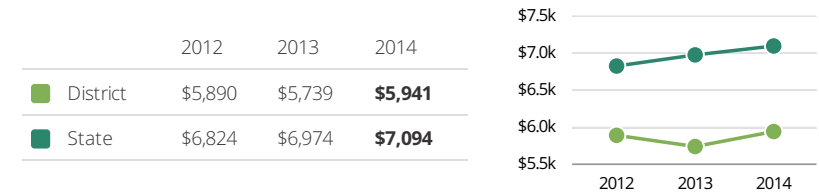
Intramural programs are being offered to 5th grade students and the community offers many athletic programs for our students.

School Personnel Resources

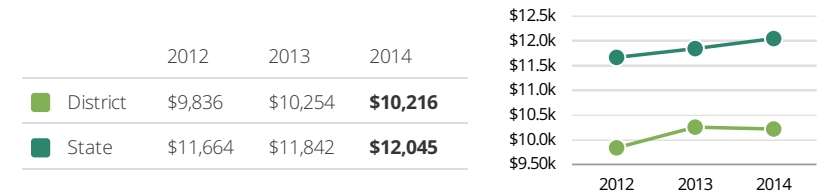
Facilities

District Finance

Instructional Spending per Pupil includes only the activities directly dealing with the teaching of students or the interaction between teachers and students.



Operational Spending per Pupil includes all costs for overall operations in this school's district, including Instructional Spending, but excluding summer school, adult education, capital expenditures, and long-term debt payments.



Educator Measures

In the last six years, **2 principals** have led this school. In the last three years, an average of **92% of teachers** return to this school from one year to the next.

Measures of teacher attendance and proficiency will be added to this report in 2015.

FOR MORE INFORMATION

Visit IllinoisReportCard.com to see additional details about each item of information for this school. There you will find charts spanning multiple years, detailed explanations, resources, more of the school's programs and activities, and powerful tools that let you dig deeper into data.

Most of this data has been collected by ISBE from school districts through data systems. Some information, such as the School Highlights, is entered directly by principals and can be updated throughout the year.